



ABLOY[®] PROTEC²

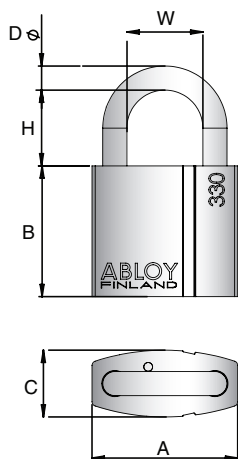
INDUSTRIAL LOCKING RANGE

PADLOCKS

ABLOY padlocks have been the market leader for decades due to their unique ability to provide high security locking in severe environmental conditions. Based on independent lab test results ABLOY padlocks continued to operate smoothly even after being subjected to some of the toughest corrosion tests. Durable materials such as hardened boron steel provide superior protection against drilling, sawing, cutting, twisting or shimming.

ABLOY padlocks meet and or exceed the requirements of the EN12520 padlock standard.

All ABLOY PROTEC² padlocks contain 11 discs for extensive keying combinations. They are all key retaining: key removable in locked position only (except PL321T). Both the bodies and shackles are bright chrome plated (except PL321T has stainless steel shackle).



Material	MODEL	Grade	BODY			SHACKLE					
			A	B	C	D = diameter		H = height		W = width	
			mm	mm	mm	mm	inches	mm	inches	mm	inches
Brass body Stainless steel shackle	PL321T/20	*)	33	38,4	19	5	13/64	20	15/32	18	45/64
	PL321T/50	*)						50	1 31/32		
Brass body Hardened boron steel shackle **	PL330T	3	48	43,1	22	8	5/6	25	63/64	25	63/64
	PL330T/50	3						50	1 31/32		
	PL330T/100	*)						100	3 30/32		
	PL341T	3	57	52,7	25	10	25/64	25	63/64	28	1 3/32
Hardened steel body Hardened Boron steel shackle	PL341T/50	3	57	52,7	25	10	24/64	50	1 31/32	28	1 3/32
	PL340T	4	57	52,7	25	10	24/64	25	63/64	28	1 3/32
	PL340T/50	4	57	52,7	25	10	24/64	50	1 31/32	28	1 3/32
	PL342T	4	57	75,7	25	10	25/64	25	63/64	25	63/64
	Shrouded Shackle										
	PL350T	5	72	57,6	30	14	35/64	25	63/64	31	1 7/32
	PL350T/50	5	72	57,6	30	14	35/64	50	1 31/32	31	1 7/32
	PL362	6	72	95,7	30	15	19/32	25	63/64	30	1 11/64
	Shrouded Shackle										

*) = Not tested

**) Also brass and stainless steel shackles available in PL330T

CABINET LOCKS AND PUSH BUTTON LOCKS

ABLOY PROTEC² cabinet locks are suitable for a wide range of applications including office furniture, lockers, cabinets, storage chests, wardrobes, sliding doors, display cases and other fittings. They have a contemporary look that will easily integrate into any high quality design application.

All ABLOY PROTEC² cabinet locks contain 11 discs for extensive keying combinations. Material and finish of cylinder housings is chrome plated zinc.



CAM LOCKS

ABLOY PROTEC² have been developed to meet our customers highest security needs. They are ideally suited for demanding applications such as electric switch boxes, telecom applications, signal boxes, vending machines,

gaming machines, ATM machines, coin boxes, lockers, show cabinets etc. All locks contain 11 discs for extensive keying combinations. Body material is chrome plated brass or steel.

CL103, CL106,
CL202, CL206

CL103T, CL202T
- Cam turn 90°/180°
- Key removable in locked position only



CL106T, CL206T
- Cam turn 360°
- Key removable in both locked and unlocked positions

SWITCH LOCKS

ABLOY PROTEC² switch locks provide key-actuated switching for burglar alarms, control boxes and other high security applications. The range consists of three different models.

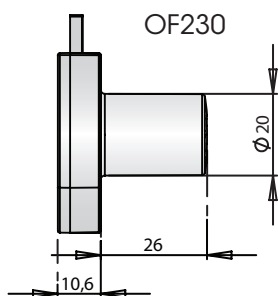
EP400T: key removable in "on" and "off" positions
EP401T: key removable in "off" position
EP402T: momentary contact : spring-loaded, key removable in "off" position

EP400, EP401, EP402

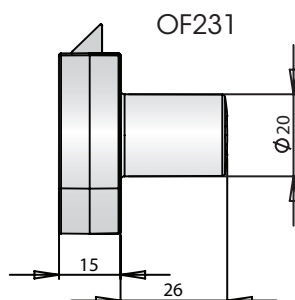
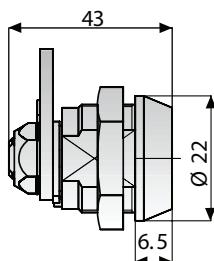
All locks contain 11 discs
for extensive keying combinations.
Housings are made of chrome plated brass.



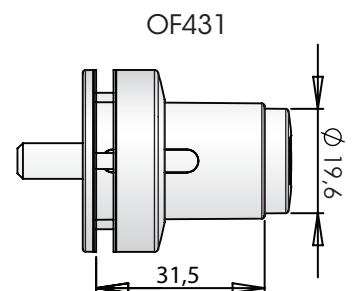
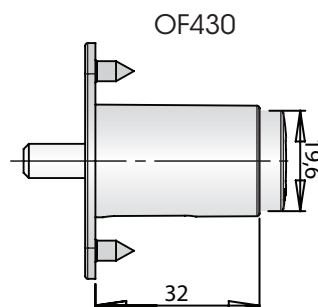
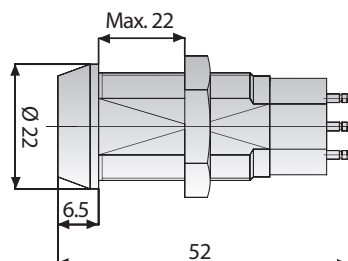
DIMENSIONS



CL103, CL106,
CL202, CL206



EP400, EP401, EP402





CUSTOMISED PRODUCTS



All ABLOY cylinder products employ the unique ABLOY rotating disc technology, including our newest patent protected platform, ABLOY PROTEC². In addition to the standard product range, we have decades of experience and extensive know-how in designing special custom made locking products that both meet the highest security demands and fit your exact specification needs.

A Custom designed product may be a variation of our standard product range or a uniquely designed and manufactured security locking solution. Our Custom design department has state of the art equipment to provide prototype samples quickly.

These custom product solutions are designed together with the customers' specialists to meet not only their exact security requirements but to be a part of a complete end product. These unique products may be mechanical and or electro-mechanical with time and audit features.

We have only one mission – to offer you the highest quality with the ultimate locking solution.

Our professional team is here to help you, please contact us.

All ABLOY cylinder products are designed and manufactured in Finland.



ABLOY secures people, property, and business operations on land, at sea, and in the air – in all circumstances.

ASSA ABLOY is the global leader in door opening solutions, dedicated to satisfying end-user needs for security, safety and convenience.

MANUFACTURER:

Abloy Oy

Wahlforssinkatu 20
P.O. Box 108
FI-80101 Joensuu | Finland
Tel. +358 20 599 2501
WWW.ABLOY.COM

